

Low Voltage Current Transformers

Our **Solid CT series** current transformer is compact. Clamshell-style terminal cover is well protected by the second terminal. With related accessories you can use Din rail mounting, a current from 15A to 300A


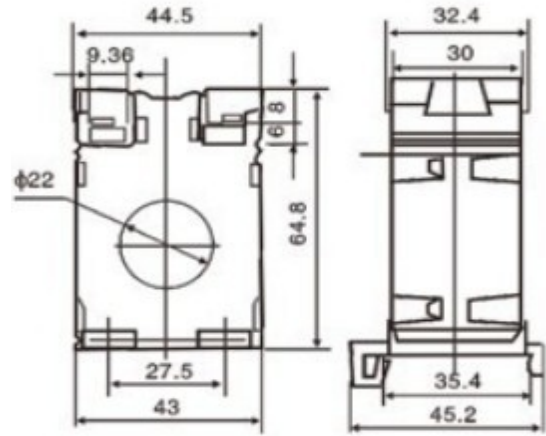
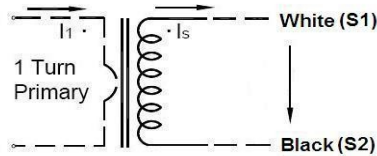
Features

- Safe, easy to install, portable
- Wide inner window, allowing clamping of big cables or bus-bars
- Wide range of sizes to accommodate all the existing installations

◆ Applications

- Current measurement, monitoring and protection for electrical wiring and equipment.
- Current and power measurement for electric motors, lighting, air compressor, heating and ventilation system, air-condition equipment and automation – control system.
- Current, power and energy monitoring device.
- Relay protection device.

◆ Circuit connection diagram



◆ Technique Index

Electrical Parameter	
Frequency	50-400Hz
Rated Input	5A-120A
Measuring range	5%In-130%In
Rated Output	5A/1A
Accuracy	$\leq \pm 1.0\%$
Phase angle	$\leq \pm 60\text{min}$
Dielectric strength	2.5KV/1mA/1min
Insulation Resistance	DC500V/100M Ω min

Mechanical Parameter	
Case	ABS
Bobbin	ABS
Core	Silicon steel
Internal structure	Epoxy
Construction	Tie
Operating Temp	$-25^{\circ}\text{C} \sim +75^{\circ}\text{C}$
Operating Humidity	$\leq 85\%$
Output Connection	Terminal

◆ Type Selection (Output: 1A/5A)

Input/Output (A)	Burden(VA)/Class	
	N	1.0
15/5	5T	1.5
20/5	5T	2.5
30/5	4T	2.5
50/5	2T	2.5
75/5	1T	1.5
100/5	1T	2.5
250/5	1T	2.5
300/5	1T	2.5

Input/Output (A)	Burden(VA)/Class	
	N	1.0
15/1	5T	1.5
20/1	5T	2.5
30/1	4T	2.5
50/1	2T	2.5
75/1	1T	1.5
100/1	1T	2.5
250/1	1T	2.5
300/1	1T	2.5